

# EcoCore AP Series Heat Pumps

This is New Zealand's Quietest Heat Pump – ever!



The New Standard in Next Generation Energy Efficiency

# EcoCore AP Series




The EcoCore AP Series High Wall Heat Pumps set a new standard in super energy efficient heating. Next generation EcoCore Technology is designed to use less power than ever before. And starting at just 18dBA\*, it's NZ's quietest – ideal for living rooms and bedrooms!



## New Zealand's Quietest Heat Pump!

Starting at an incredibly quiet 18dBA\* on its lowest fan speed, the AP25 indoor unit is New Zealand's quietest high wall heat pump ever. It is ideal where quietness matters most, in bedrooms even on the coldest of winter nights.

Furthermore, the addition of Night Mode means the outdoor operating noise level drops by a further 3dBA and any beeping sounds from the indoor unit are disabled – for the perfect night's sleep.



Heat Exchanger



Fan Coil

## The Secret to Quietness

By making the heat exchanger 32% thinner, and designing the fan coil to be 22% larger in comparison to previous models†, pressure loss across the heat exchanger is minimised and air can now be moved across a larger fan surface. Add to this a new aerodynamically designed fan coil, and a new level of quietness has been achieved!

## Dual Barrier Coating Maximises Efficient Performance

The patented and world's first Dual Barrier Coating from Mitsubishi Electric prevents dust and dirt from accumulating on the inner surface of the indoor unit; keeping your heat pump clean all year-round.

Keeping key internal components like the heat exchanger, fan and internal duct clean is important for both home comfort and efficiency. Not only does dust and dirt build-up typically create unpleasant odours, it also forces a heat pump to work harder, which can result in significantly impaired energy efficiency.


Dual Barrier Coating prevents dust and oil build-up on the interior of the heat pump for the ultimate in peace of mind, ease and comfort.



Dual Barrier Coating

### Comparison of dirt on heat exchanger, fan and air duct.

(Factory simulated in-house comparison)



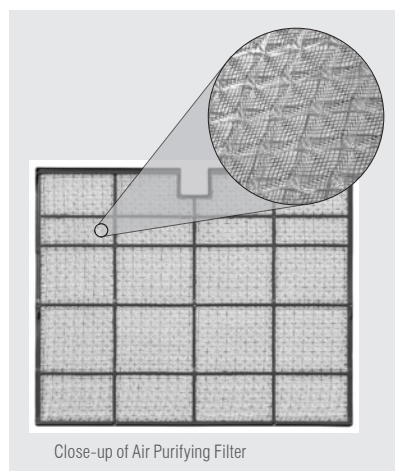
No Dual Barrier Coating (after 10 years)

With Dual Barrier Coating



## Next Generation R32 EcoCore Technology

Superior energy efficiency is achieved by incorporating a large, high-density heat exchanger, an advanced high-efficiency fan motor and a next generation compressor using the latest super efficient and more environmentally friendly R32 refrigerant.



Close-up of Air Purifying Filter

### Washable Air Purifying Filter

The EcoCore AP Series is equipped with an Air Purifying Filter. This washable filter traps particles such as dust, pollen and other airborne contaminants, generating stable antibacterial and deodorising effects. The size of the three-dimensional surface has been increased from previous models, enlarging the filter capture area. These features give the Air Purifying Filter better dust collection performance than conventional filters.

### Horizontal Airflow

The EcoCore AP Series eliminates uncomfortable draughts with Horizontal Airflow in cooling mode, by first spreading airflow evenly across the ceiling.

### Wide and Long Airflow<sup>1</sup>

The Wide Airflow Mode enables airflow direction to be adjusted from left to right, ideal for open plan environments – ensuring every corner of the room is comfortable. The Long Airflow Mode extends airflow by up to 12m to reach even the furthest point of open plan or larger living spaces. These modes are simply activated at the touch of a button on your remote controller.

### Wi-Fi Control Built-in! Never Return to a Cold Home Again

With Built-In Wi-Fi Control you can pre-heat or cool a room no matter where you are. On the way home, running late, coming home early, or even when you're in a different country, with Wi-Fi Control you'll always arrive home to total comfort.

And because our Wi-Fi Control is now also Amazon Alexa and Google Home enabled<sup>2</sup>, you can take your comfort to the next level and enjoy hands-free heat pump control.



Dimensions (WxDxH): 798 x 219 x 299mm

#### MSZ-AP25

Heating Capacity: 3.2 kW | Cooling Capacity: 2.5 kW

#### MSZ-AP35

Heating Capacity: 3.7 kW | Cooling Capacity: 3.5 kW

#### MSZ-AP42

Heating Capacity: 5.4 kW | Cooling Capacity: 4.2 kW

#### MSZ-AP50

Heating Capacity: 6.0 kW | Cooling Capacity: 5.0 kW



Dimensions (WxDxH): 1100 x 257 x 325mm

#### MSZ-AP60

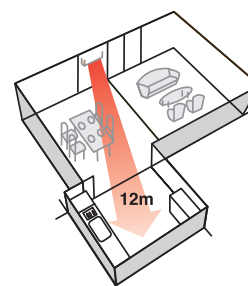
Heating Capacity: 6.8 kW | Cooling Capacity: 6.0 kW

#### MSZ-AP71

Heating Capacity: 8.0 kW | Cooling Capacity: 7.1 kW

#### MSZ-AP80

Heating Capacity: 9.0 kW | Cooling Capacity: 7.8 kW



## EcoCore AP Series High Wall Features



NZ's Quietest Heat Pump\*



Washable Air Purifying Filter



Econo Cool



Dual Barrier Coating



Horizontal Airflow



i-Save Mode



Next Generation Energy Efficient Compressor



Wide and Long Airflow<sup>2</sup>



7-Day Programmable Controller



Night Mode



Wi-Fi Control Built-In



1 Watt Low Standby Power

\* AP25 indoor sound level on lowest fan setting in heating mode. † Compared to MSZ-GL series. <sup>1</sup> AP60/71/80 models only. <sup>2</sup> For voice control you will need a Smart Speaker/Display/Assistant compatible with Amazon Alexa or Google Home.



<b>QUICK GLANCE</b>	<b>TYPE</b>	<b>High Efficiency High Wall Heat Pumps</b>						
	<b>SERIES</b>	<b>EcoCore AP Series</b>						
	<b>MODEL</b>	<b>MSZ-AP25</b>	<b>MSZ-AP35</b>	<b>MSZ-AP42</b>	<b>MSZ-AP50</b>	<b>MSZ-AP60</b>	<b>MSZ-AP71</b>	<b>MSZ-AP80</b>
	<b>INDOOR UNIT</b>	MSZ-AP25VGKD	MSZ-AP35VGKD	MSZ-AP42VGKD	MSZ-AP50VGKD	MSZ-AP60VGKD	MSZ-AP71VGKD	MSZ-AP80VGKD
	<b>OUTDOOR UNIT</b>	MUZ-AP25VG	MUZ-AP35VG	MUZ-AP42VG	MUZ-AP50VG	MUZ-AP60VG	MUZ-AP71VG	MUZ-AP80VG
	<b>COOL</b>	<b>2.5kW</b> <b>5.00 EER</b> <b>19 dBA*</b>	<b>3.5kW</b> <b>4.02 EER</b> <b>19 dBA*</b>	<b>4.2kW</b> <b>3.53 EER</b> <b>26 dBA*</b>	<b>5.0kW</b> <b>3.79 EER</b> <b>28 dBA*</b>	<b>6.0kW</b> <b>3.77 EER</b> <b>29 dBA*</b>	<b>7.1kW</b> <b>3.53 EER</b> <b>30 dBA*</b>	<b>7.8kW</b> <b>3.31 EER</b> <b>30 dBA*</b>
<b>HEAT</b>	<b>3.2kW</b> <b>4.78 COP</b> <b>18 dBA*</b>	<b>3.7kW</b> <b>4.57 COP</b> <b>19 dBA*</b>	<b>5.4kW</b> <b>3.78 COP</b> <b>26 dBA*</b>	<b>6.0kW</b> <b>3.70 COP</b> <b>28 dBA*</b>	<b>6.8kW</b> <b>4.07 COP</b> <b>29 dBA*</b>	<b>8.0kW</b> <b>3.83 COP</b> <b>30 dBA*</b>	<b>9.0kW</b> <b>3.53 COP</b> <b>30 dBA*</b>	
<b>ENERGY RATING</b>								

<b>COOL</b>	Capacity	Rated	[kW]	2.5	3.5	4.2	5.0	6.0	7.1	7.8
		Min-Max	[kW]	1.1-3.6	1.1-4.1	0.9-4.8	1.4-6.2	1.4-7.3	2.0-8.7	2.0-9.2
	Input	Rated	[kW]	0.50	0.87	1.19	1.32	1.59	2.01	2.36
		EER		5.00	4.02	3.53	3.79	3.77	3.53	3.31
	AEER			4.97	4.01	3.52	3.78	3.77	3.53	3.30
	Star Rating			5.5	3.5	2.5	3.0	3.0	2.5	2.0
	Indoor Sound Level	(Quiet)	[dBA]	19	19	26	28	29	30	30
		(Low-SHi <sup>1</sup> )	[dBA]	24-31-38-44	24-31-38-45	29-35-40-46	33-39-44-49	37-41-45-48	37-41-45-49	37-41-45-53
	Running Current (In+Out)		[A]	2.6	4.1	5.3	5.9	7.1	8.8	10.8
	Air Volume In (SHi <sup>2</sup> )		[L/s]	205	223	223	258	315	310	343

<b>HEAT</b>	Capacity	Rated	[kW]	3.2	3.7	5.4	6.0	6.8	8.0	9.0
		Min-Max	[kW]	1.3-5.0	1.3-5.1	1.3-6.0	1.4-8.0	2.0-8.6	2.2-9.9	2.2-11.0
	Input	Rated	[kW]	0.67	0.81	1.43	1.62	1.67	2.09	2.55
		COP		4.78	4.57	3.78	3.70	4.07	3.83	3.53
	ACOP			4.75	4.55	3.77	3.70	4.06	3.82	3.53
	Star Rating			5.0	4.5	3.0	3.0	3.5	3.0	2.5
	Indoor Sound Level	(Quiet)	[dBA]	18	19	26	28	29	30	30
		(Low-SHi <sup>1</sup> )	[dBA]	25-31-38-42	25-31-38-45	29-35-40-46	33-38-43-48	37-41-45-48	37-41-45-51	37-41-45-51
	Running Current (In+Out)		[A]	3.3	3.8	6.3	7.1	7.4	9.1	11.3
	Air Volume In (SHi <sup>2</sup> )		[L/s]	190	215	233	268	338	320	320

<b>Controller</b>	Standard	7-Day Programmable Controller							
	Optional Wired 7-Day Timer	Optional: PAR Controller (Interface Required)							
<b>Power Supply</b>	(Powered From Outdoor Unit)	230 V / Single Phase / 50 Hz							
	Maximum Current	[A]	7.0	7.1	9.9	14.0	14.0	16.4	16.5
<b>Indoor</b>	Dimensions (WxDxH)	[mm]	798 x 219 x 299				1100 x 257 x 325		
	Weight	[kg]	10.5				16	17	
<b>Outdoor</b>	Dimensions (WxDxH)	[mm]	800 x 285 x 550			800 x 285 x 714		840 x 330 x 880	
	Weight	[kg]	34	34	35	40	40	55	55
	Sound Level - SPL/Power (Cooling-Heating)	[dBA]	46-49 / 59-59	50-50 / 64-64	51-52 / 65-65	54-56 / 69-69	55-57 / 69-69	56-55 / 69-69	56-55 / 69-69
<b>Piping</b>	Diameter (Liquid/Gas)	[mm]	6.35 / 9.52	6.35 / 9.52	6.35 / 9.52	6.35 / 12.7	6.35 / 12.7	6.35 / 12.7	6.35 / 12.7
	Max. Length/Height <sup>†</sup>	[m]	20 / 12	20 / 12	20 / 12	20 / 12	30 / 15	30 / 15	30 / 15
	Chargeless Piping Length	[m]	10	10	10	15	15	15	15
<b>Operation Range Outdoor</b>	Cooling	[°C]	-10 / 46	-10 / 46	-10 / 46	-10 / 46	-10 / 46	-10 / 46	-10 / 46
	Heating	[°C]	-15 / 24	-15 / 24	-15 / 24	-15 / 24	-15 / 24	-15 / 24	-15 / 24
<b>Colour</b>		White							

EER = Energy Efficiency Ratio  
COP = Coefficient of Performance  
AEER = Annual Energy Efficiency Ratio  
ACOP = Annual Coefficient of Performance

**Sound Level:**  
\* Sound Levels rated at lowest fan speed.  
<sup>1</sup> Low-SHi = Low / Medium / High / Super High  
<sup>2</sup> SHi = Super High

<sup>†</sup> Maximum length is inclusive of height differential.  
i.e. (20/12) means the pipe can be 12m high and 8m across for a total length of 20m.  
Rating Conditions (AS/NZS 3823)



**Black Diamond Technologies**  
B D T Exclusive distributor of Mitsubishi Electric products in NZ

**WELLINGTON HEAD OFFICE**  
1 Parliament Street  
PO Box 30772  
Lower Hutt 5040  
Ph (04) 560 9147 | Fax (04) 560 9133

**AUCKLAND BRANCH**  
Unit 1, 4 Walls Road  
PO Box 12726  
Penrose, Auckland 1642  
Ph (09) 526 9347

**CHRISTCHURCH BRANCH**  
44 Halwyn Drive  
PO Box 16904  
Hornby, Christchurch 8441  
Ph (03) 341 2837

For more information on Mitsubishi Electric Heat Pumps, please call our Customer Service Team on **0800 784 382**

Be sure to ask for Mitsubishi Electric. Other brands share the 3-diamond logo, however they are separate to the Mitsubishi Electric brand and cannot supply the models, features or guarantees outlined in this brochure. | All models, features and specifications are subject to change and amendment at anytime. Printed April 2019.